

# Silhouette<sup>2</sup>

---

## SIL1215M, SIL1215M1P, SIL1317M, SIL1317M1P Slicer

W 760mm x D 790mm x H 1630mm

### Product Features

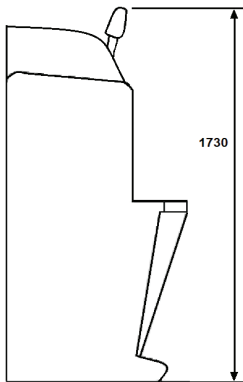
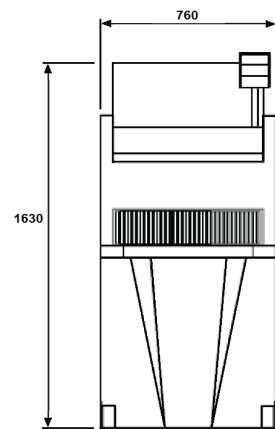
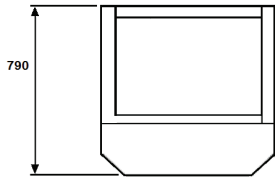
- Single wide frame unit
- Loaf guides incorporated into rear chute
- Emergency stop button
- Green start and red stop buttons
- Flat type stainless steel bagging spade
- Gravity feed rear stainless steel chute
- Main body of machine finished in twopack paint for durability
- Durable lexan exit table
- Counterbalanced pusher
- 12 & 15mm slice thickness
- Supplied on castors



SIL1215M

# Silhouette2

## SIL1215M, SIL1215M1P, SIL1317M, SIL1317M1P Slicer



### Product Features

- Sandwich slice thickness 12mm
- Toast slice thickness 15mm
- Maximum loaf length 500mm
- Maximum loaf height 140mm
- Output approx 300 loaves per frame per hour
- 13/17mm thickness option available

**Note:** Maximum output will vary depending on the crustiness of breads being sliced and condition of slicing blades. 300 loaves per hour is an average only.



Australia  
www.moffat.com.au  
New Zealand  
www.moffat.co.nz

Australia  
Moffat Pty Limited

Victoria/Tasmania  
740 Springvale Road  
Mulgrave, Victoria 3170  
Telephone 03-9518 3888  
Facsimile 03-9518 3833  
vsales@moffat.com.au  
www.moffat.com.au

New South Wales  
Telephone 02-8833 4111  
nswsales@moffat.com.au

South Australia  
Telephone 03-9518 3888  
vsales@moffat.com.au

Queensland  
Telephone 07-3630 8600  
qdsales@moffat.com.au

Western Australia  
Telephone 08-9202 6820  
bgarcia@moffat.com.au

New Zealand  
Moffat Limited

Christchurch  
16 Osborne Street  
Christchurch 8011  
Telephone 03-389 1007  
Facsimile 03-389 1276  
sales@moffat.co.nz

Auckland  
Telephone 09-574 3150  
sales@moffat.co.nz

Model	Electrical Requirements	Weight
SIL1215M	400-415V, 3P+E, 50Hz, 1.0kW 4 pin, 10amp three phase plug	205kg
SIL1215M1P	240V, 1P+N+E, 50Hz, 1.0kw 3 pin, 10amp single phase plug	205kg
SIL1317M	400-415V, 3P+E, 50Hz, 1.0kW 4 pin, 10amp three phase plug	205kg
SIL1317M1P	240V, 1P+N+E, 50Hz, 1.0kw 3 pin, 10amp single phase plug	205kg

### Additional Technical Information:

Power outlet to be located a minimum 1.5m off floor

