

ENTRY 5 Undercounter



Capacity

Kg

18	+90°C	↓
	+3°C	
12	+90°C	↓
	-18°C	

Trays

73	Trays pitch [mm]
5	GN 1/1 (H40 - 65)
5	GN 1/1 (H20)
5	EN 60/40

Functions

Shock Freezing

Blast chilling

Fish sanitation

Ice cream hardening

Pastry

Pre-cooling

Air defrosting

CONSTRUCTION FEATURES

4.3" touch screen controller

Unibody AISI 304 stainless steel

Rounded internal corners

CFC free highdensity polyurethane insulation

Evaporator with cataphoresis rust protection

Door hinge on left side

Heated door perimeter

Reversible door

CYCLES AND SOFTWARE

Probe cycles

Time cycles

Cookbook

HACCP data collection.

STANDARD EQUIPMENT

External drip tray

Single core probe

Machine on feet

OPTIONALS

Door spacer

Wi-Fi connection

Right hinged door

Wooden cage packaging

Wooden crate packaging

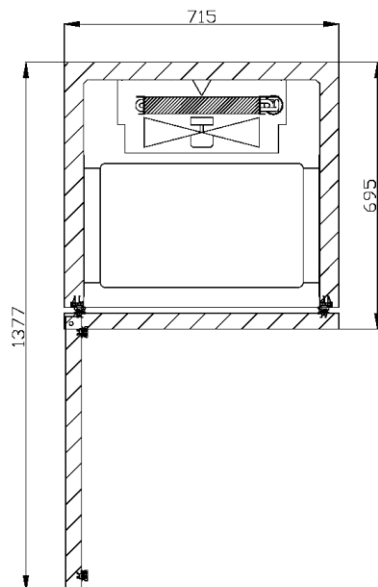
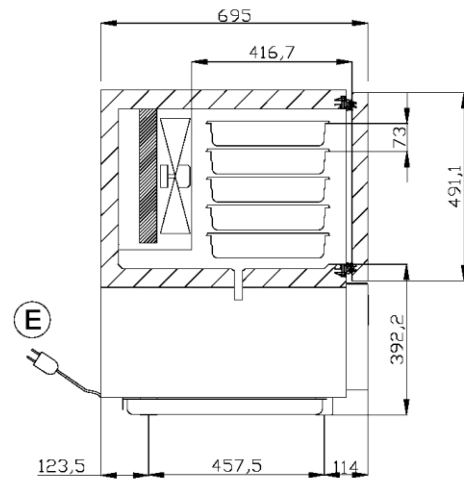
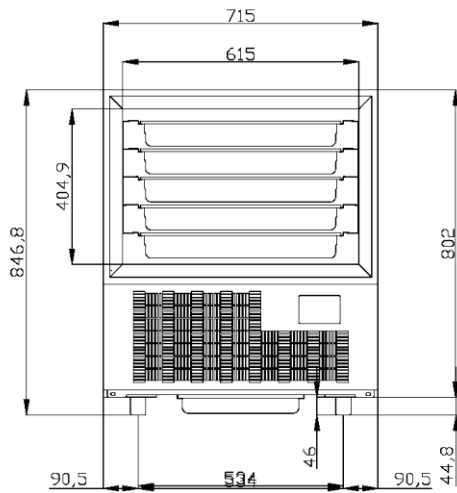
TECHNICAL DATA


	PlugIn Air	Remote	H2O PlugIn	CO2 provision
Temperature range [°C]			-40/+20	
Cooling power (evap. -10°C / cond. 45°C) [W]	1380	-	1380	-
Required cooling capacity [W]	-	-	-	-
∅ liquid line ["] [mm]	-	-	-	-
∅ suction line ["] [mm]	-	-	-	-
Condensation	Air cooled	-	Water cooled	-
Refrigerant gas	R290	-	R290	-
GWP	3	-	3	-
Climatic class	5	-	5	-
Power supply [V/ph/Hz]	220-240/1N/50	-	220-240/1N/50	-
Max absorption cold cycles [W/A]	893/5,55	-	845/5,05	-
Max absorption hot cycles [W/A]	-	-	-	-
Blast chilling capacity (+90°C/+3°C) [kg]	18	-	18	-
Freezing capacity (+90°C/-18°C) [kg]	12	-	12	-
Inside dimensions WxDxH [mm]	615x417x405	-	615x417x405	-
External dimensions WxDxH [mm]	715x695x847	-	715x695x847	-
Internal capacity [L]	104	-	104	-
Packing volume [m3]	0,6	-	0,6	-
Gross weight [kg]	99	-	99	-
Net weight [kg]	86	-	86	-
Gas charge [g]	1x150	-	1x105	-
Packaging dimensions WxDxH [mm]	730x755x1100	-	730x755x1100	-
Packaging dimensions of the second package WxDxH [mm]	-	-	-	-

EN22042

65°C / +10°C	kWh/Kg	0,054	65°C / -18°C	kWh/Kg	0,226
	min	103		min	258
	Kg	25		Kg	15

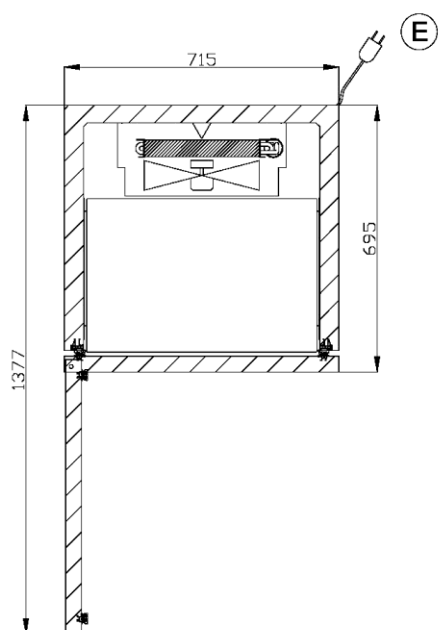
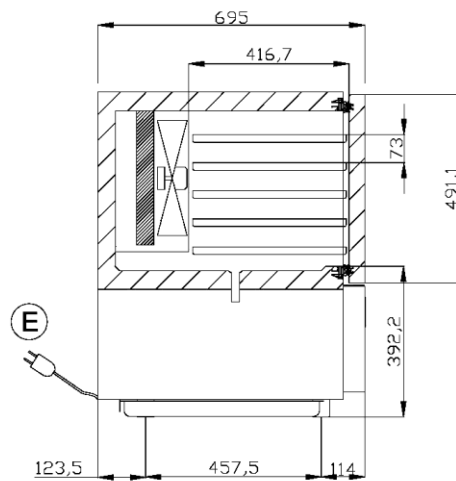
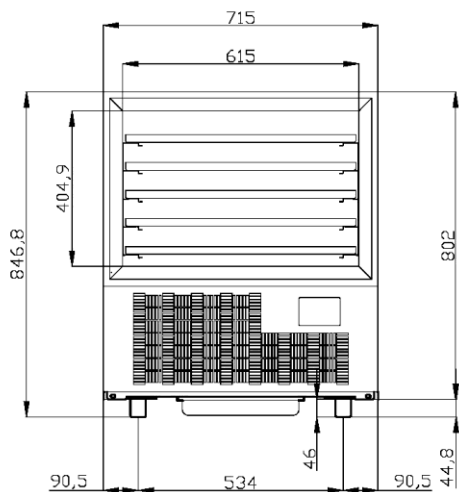
GASTRONOMY




 H MIN 46 [1.81in] - H MAX 46 [1.81 in]

(E) CONNESSIONE ELETTRICA
ELECTRICAL CONNECTION

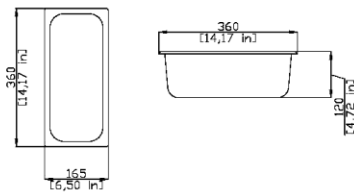
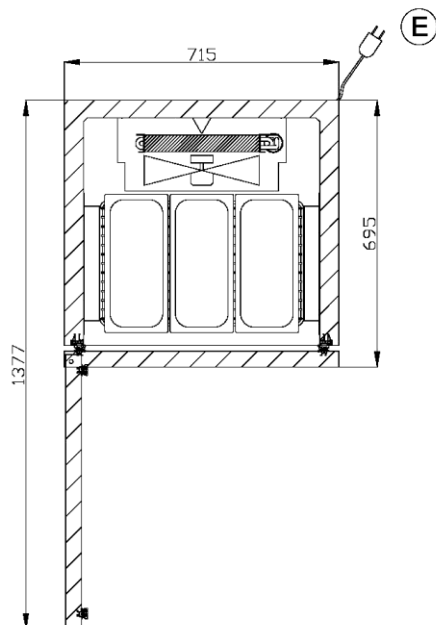
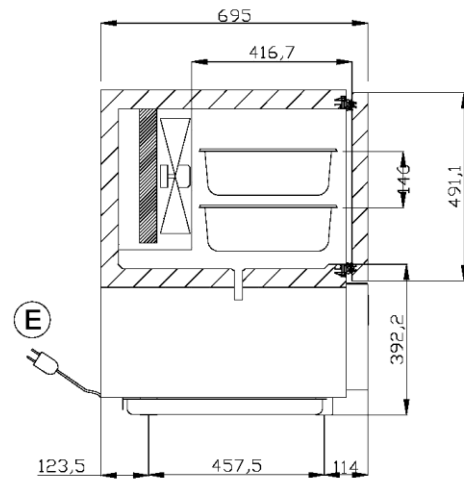
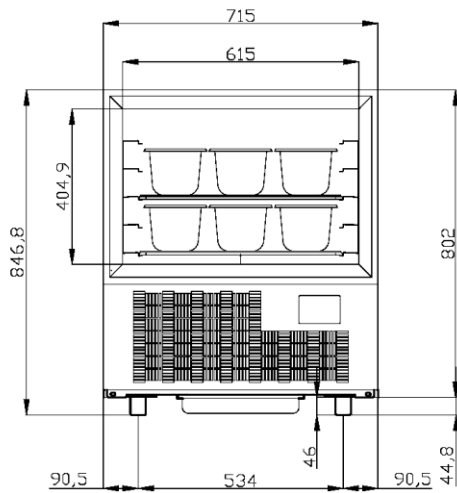
PASTRY



 H MIN 46 [1.81in] - H MAX 46 [1.81 in]

(E) CONNESSIONE ELETTRICA
ELECTRICAL CONNECTION

ICE-CREAM



H MIN 46 [1.81in] - H MAX 46 [1.81 in]

E CONNESSIONE ELETTRICA
ELECTRICAL CONNECTION